MB 23RS14

NEW

Piastre multiple in ghisa per elett. Cetop 03 con utilizzi A-B posteriori e laterali
Manifold in cast iron for electrovalves Cetop 03 with A-B rear and side ports

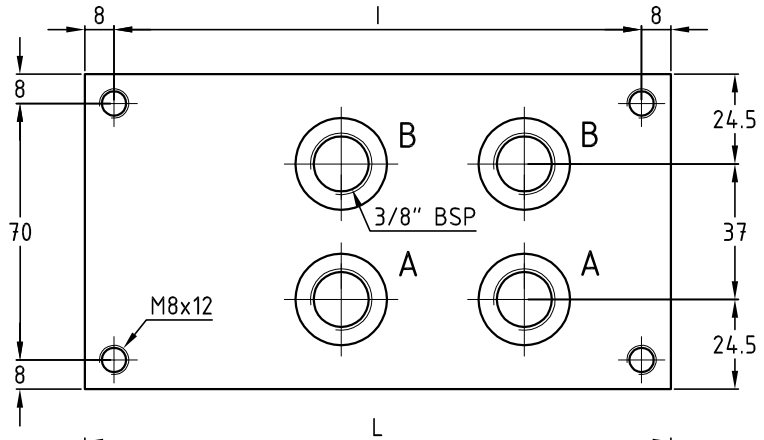

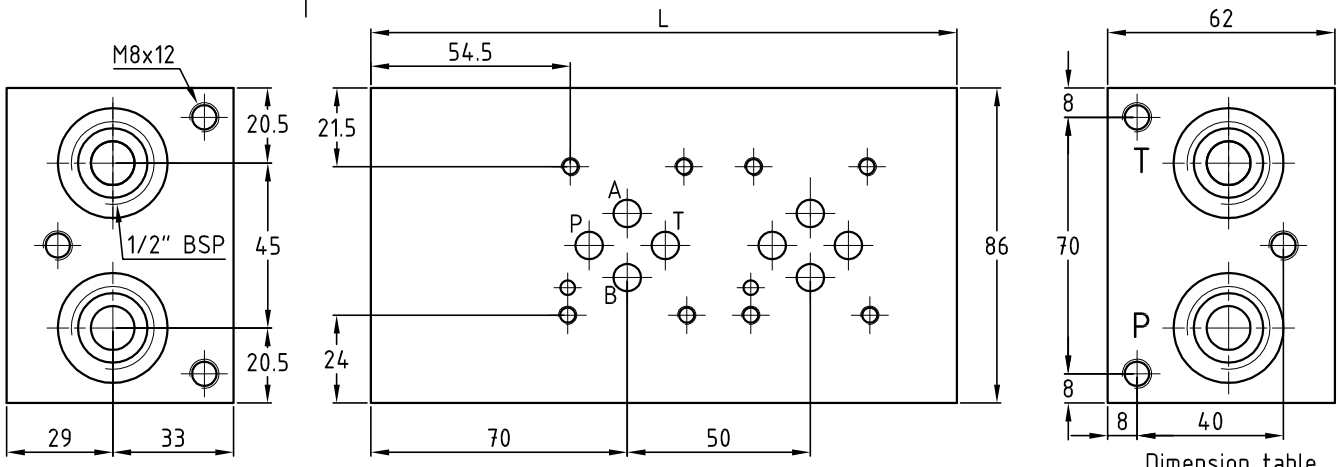

Dimension table

N° Stat.	L	l	Kg
1	110	94	3.3
2	160	144	4.7
3	210	194	6.1
4	260	244	7.5
5	310	294	8.9
6	360	344	10.3
7	410	394	11.7
8	460	444	13.1
9	510	494	14.5

Hydraulic diagram

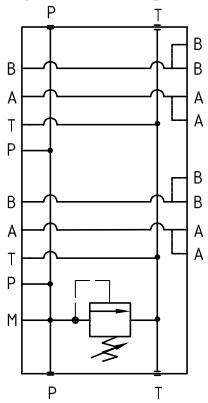

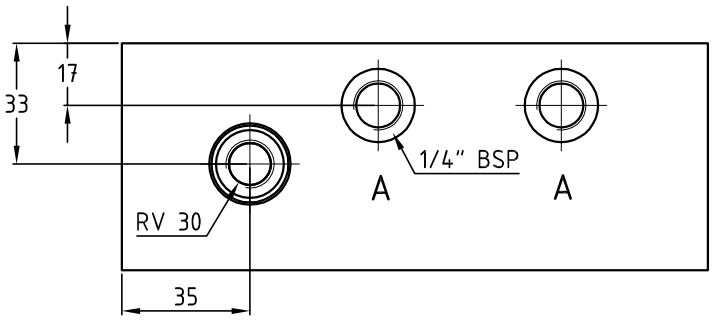

Esempio di ordinazione - Ordering code

MB23 / * RS 14 38 ** * *

Su richiesta valvola di massima SAE 10/2
On request relief valve SAE 10/2
(page M04)

Monoblocco in ghisa Cetop 03
Block in cast iron Cetop 03

N° di posizioni
Stations number

RS = attacchi A-B posteriori e laterali
RS = rear and side ports A-B

attacchi laterali 1/4" BSP
side ports 1/4" BSP

Y=5÷55 bar A=25÷110 bar B=50÷250 bar
C=100÷350 bar D=100÷420

0 = senza valvola di max.
0 = without relief valve
1 = pred. per valvola di max. RV 30
1 = prearranged for relief valve RV 30
2 = con valvola di max. RV 30 (pag. M02)
2 = with relief valve RV 30 (page M02)

attacchi posteriori 3/8" BSP
rear ports 3/8" BSP